



2010-2011 GMT Reports for District (or Undistricted) **District 14 N**

GMT: **STEVEN D SHERER**

Location: **PENNSYLVANIA**

GMT CA: **1**

CLUBS

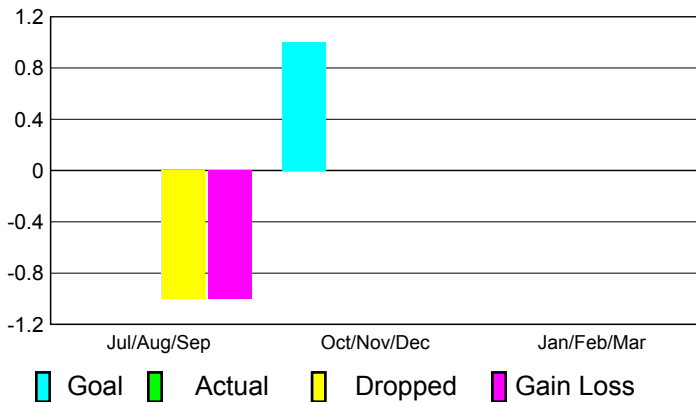
**Club Results
2010-2011**

**Clubs
2009-2010**

| Month | New Club Goal | Actual New Clubs | Actual Dropped Clubs | Gain/Loss of Clubs | Gain/Loss of Clubs |
|---------------|---------------|------------------|----------------------|--------------------|--------------------|
| Jul/Aug/Sep | 0 | 0 | -1 | -1 | 0 |
| Oct/Nov/Dec | 1 | 0 | 0 | 0 | 0 |
| Jan/Feb/Mar | 0 | 0 | 0 | 0 | 0 |
| Totals | 1 | 0 | -1 | -1 | 0 |


Club Results 2010-2011

Goal, New, Dropped, Gain/Loss



Comparison of Club Gain/Loss

Current Year Compared to the Previous Year



YTD Status Quo Clubs 2010-2011

Status Quo Clubs Compared to Status Quo Members



MEMBERSHIP

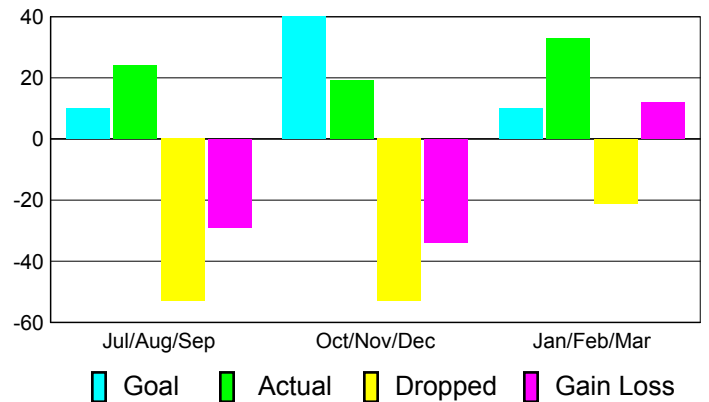
**Membership Results
2010-2011**

**Membership
2009-2010**

| Month | Net Memb Goal | Actual New Memb | Actual Dropped Memb | Gain/Loss of Memb | Gain/Loss of Memb |
|---------------|---------------|-----------------|---------------------|-------------------|-------------------|
| Jul/Aug/Sep | 10 | 24 | -53 | -29 | 0 |
| Oct/Nov/Dec | 40 | 19 | -53 | -34 | -11 |
| Jan/Feb/Mar | 10 | 33 | -21 | 12 | -1 |
| Totals | 60 | 76 | -127 | -51 | -12 |

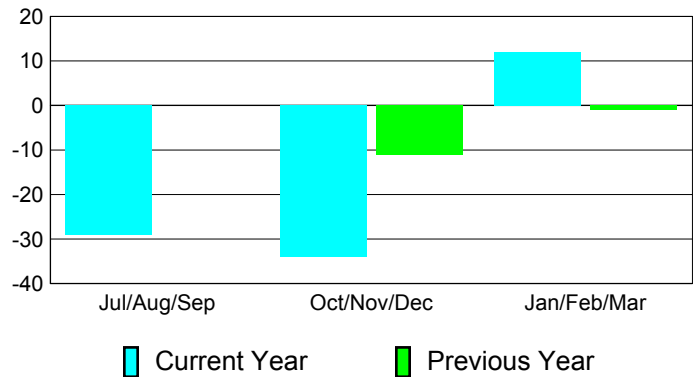
Membership Results 2010-2011

Goal, New, Dropped, Gain/Loss

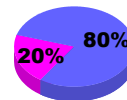


Comparison of Membership Gain/Loss

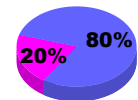
Current Year Compared to the Previous Year



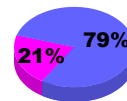
Gender Comparison 2010-2011



Jul/Aug/Sep



Oct/Nov/Dec



Jan/Feb/Mar

Male

Female